

L

A

M

P

I

R

A

N

Lampiran 1: tabel analisis laporan keuangan PT. Alfa Propertindo Sejahtera
Kabupaten Luwu Utara

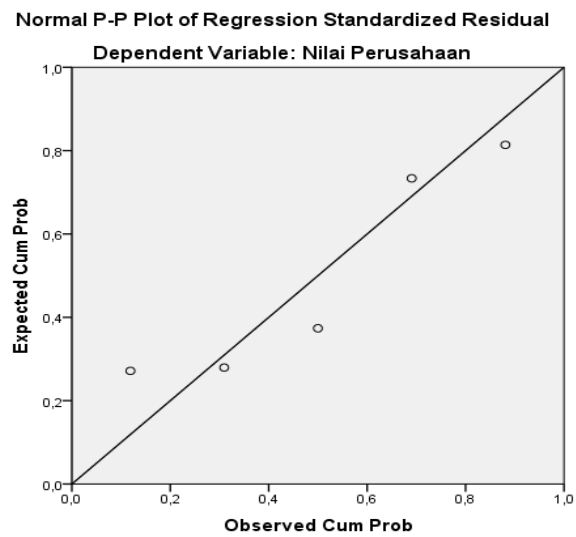
Tabel 4.4. Analisis Laporan Keuangan PT. Alfa Propertindo Sejahtera Kabupaten
Luwu Utara

No	Tahun	<i>CR</i> (%)	<i>NPM</i> (%)	PBV (%)
1.	2015	16,2	1,2	31,5
2.	2016	40,6	14,3	73,4
3.	2017	76,8	11,2	57
4.	2018	86,8	34,8	103,9
5.	2019	74,6	9,2	65,3

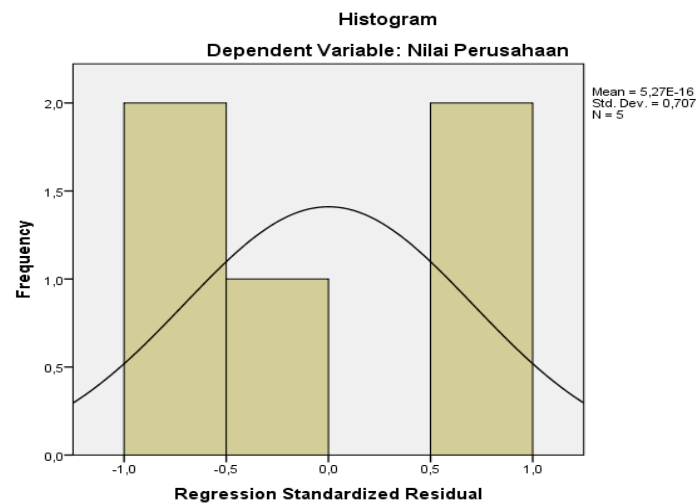
Sumber : Laporan Keuangan PT. Alfa Propertindo yang diolah.

Lampiran 2 : Uji normalitas data

Gambar 4.2

Sumber: *output spss 21* (data diolah peneliti)

Gambar 4.3

Sumber: *output spss 21* (data diolah peneliti)

**Tabel 4.5 Uji Kolmogorof-Sminof
One-Sample Kolmogorov-Smirnov Test**

		Unstandardized Residual
N		5
Normal Parameters ^{a,b}	Mean	,0000000
	Std. Deviation	7,14506182
Most Extreme Differences	Absolute	,276
	Positive	,276
	Negative	-,211
Kolmogorov-Smirnov Z		,616
Asymp. Sig. (2-tailed)		,842

Sumber: *output spss 21* (data diolah peneliti)

lampiran 3 : Uji autokorelasi

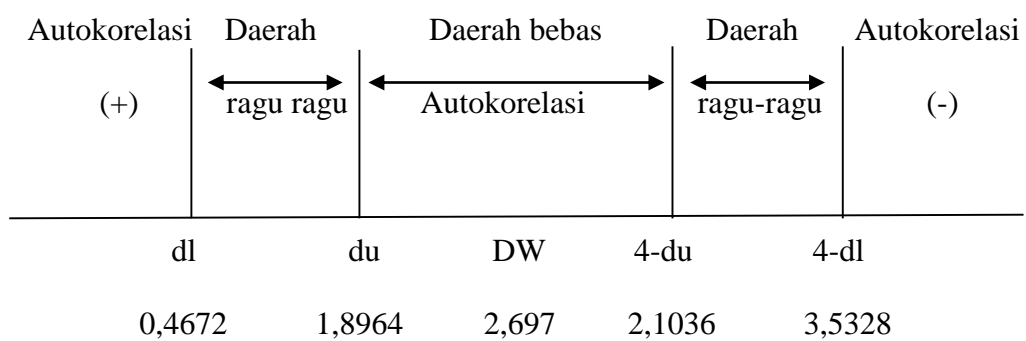
Tabel 4.6 Uji Durbin Watson

Model Summary^b

Model	R	R Square	Adjusted R Square	Std. Error of the Estimate	Durbin-Watson
1	,962 ^a	,926	,852	10,1046	2,697

Sumber: *output spss 21* (data diolah peneliti)

Gambar 4.4



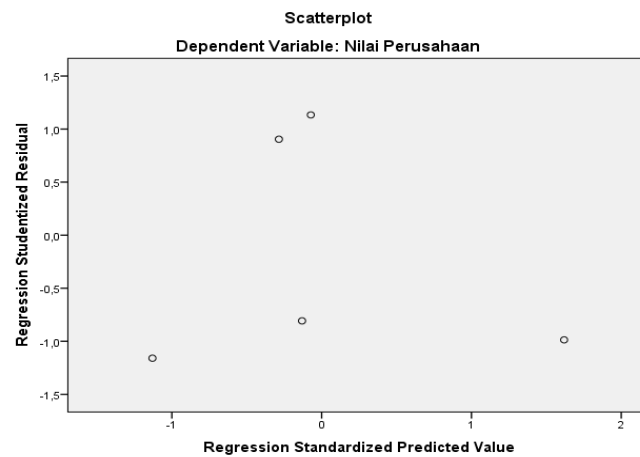
Tabel 4.7 Uji Run Test

Runs Test

	Unstandardized Residual
Test Value ^a	-3,25567
Cases < Test Value	2
Cases >= Test Value	3
Total Cases	5
Number of Runs	4
Z	,109
Asymp. Sig. (2-tailed)	,913

Sumber: *output spss 21* (data diolah peneliti)

Lampiran 4 : Uji Heterokedastisitas

Gambar 4.5 *Scatter Plot*

Sumber: *output spss 21* (data diolah peneliti)

Tabel 4.8 Uji Glejser**Coefficients^a**

Model	Unstandardized Coefficients		Standardized Coefficients	T	Sig.
	B	Std. Error	Beta		
(Constant)	33,588	11,132		3,017	,095
Current Ratio	,115	,230	,130	,501	,666
Net Profit Margin	1,826	,545	,870	3,353	,079

Sumber: *output spss 21* (data diolah peneliti)

Lampiran 5 : Uji Multikolinearitas

Tabel 4.6 Uji multikolinearitas

Model	Unstandardized Coefficients		Standardized Coefficients	t	Sig.	Collinearity Statistics	
	B	Std. Error	Beta			Tolerance	VIF
1 (Constant)	33,588	11,132		3,017	,095		
1 Current Ratio	,115	,230	,130	,501	,666	,549	1,822
1 Net Profit Margin	1,826	,545	,870	3,353	,079	,549	1,822

Sumber: *output spss 21* (data diolah peneliti)

Lampiran 6 : Uji Regresi Linear Berganda

Tabel 4.7 Nilai Kofisien Variabel

Model	Unstandardized Coefficients		Standardized Coefficients	t	Sig.
	B	Std. Error	Beta		
1 (Constant)	33,588	11,132		3,017	,095
1 Current Ratio	,115	,230	,130	,501	,666
1 Net Profit Margin	1,826	,545	,870	3,353	,079

Sumber: *output spss 21* (data diolah peneliti)

Lampiran 7 : Uji Parsial (Uji t)

Tabel 4.8 Uji Parsial (Uji t)

Model	Unstandardized Coefficients		Standardized Coefficients	t	Sig.
	B	Std. Error	Beta		
1 (Constant)	33,588	11,132		3,017	,095
1 Current Ratio	,115	,230	,130	,501	,666
1 Net Profit Margin	1,826	,545	,870	3,353	,079

Sumber: *output spss 21* (data diolah peneliti)

Uji parsial (uji t) dengan metode transform logaritma natural

Tabel 4.9 Transformasi data uji tCoefficients^a

Model	Unstandardized Coefficients		Standardized Coefficients	t	Sig.
	B	Std. Error	Beta		
1 (Constant)	3,634	,478		7,599	,017
1 L_N_X1	-,096	,164	-,155	-,588	,616
1 L_N_X2	,393	,093	1,115	4,244	,050

Sumber: *output spss 21* (data diolah peneliti)

Lampiran 8 : Uji simultan (uji f)

Tabel 4.10 Uji simultan (F)

ANOVA^a

Model	Sum of Squares	df	Mean Square	F	Sig.
1 Regression	2558,460	2	1279,230	12,529	,074 ^b
Residual	204,208	2	102,104		
Total	2762,668	4			

Sumber: *output spss 21* (data diolah peneliti)

Tabel 4.11 Tranformasi logaritma natural uji F

ANOVA^a

Model	Sum of Squares	df	Mean Square	F	Sig.
1 Regression	,738	2	,369	28,853	,033 ^b
Residual	,026	2	,013		
Total	,763	4			

Sumber: *output spss 21* (data diolah peneliti)

Lampiran 9 : koefisien determinasi

Tabel 4.12 Uji R²

Model Summary^b

Model	R	R Square	Adjusted R Square
1	,962 ^a	,926	,852

Sumber: *output spss 21* (data diolah peneliti)

Lampiran 10 : Biodata Penulis

BIODATA PENULIS**A. Data Pribadi**

1. Nama Lengkap : Neza Fernanda
2. Tempat Tanggal Lahir : Petambua, 14 November 1995
3. Jenis Kelamin : Perempuan
4. Alamat : Dsn. Petambua Ds. Radda, Kec. Baebunta
5. Pekerjaan : -
6. E-mail : nezafernanda856@gmail.com
7. Kontak Pribadi : 087844635431

B. Riwayat Pendidikan

1. SDN 041 Petambua (2001-2007)
2. SMPN 4 Masamba (2007-2010)
3. SMAN 1 Nabire (2010-2013)

C. Pengalaman Organisasi

1. IMM