

LAMPIRAN

Lampiran 1 : Hasil perhitungan ROA, ROE, NPM, *Quick Ratio*, dan *PBV*

Retrun On Asset

Nama Perusahaan	Tahun	Laba Setelah Pajak (Rp)	Total Aset (Rp)	ROA (%)
Bank Mandiri (Persero) Tbk.	2016	14.650.163	1.038.706.009	1.41
	2017	20.010.716	1.124.700.847	1.78
	2018	24.078.838	1.202.252.937	2.00
	2019	28.455.592	1.318.246.335	2.16
	2020	17.645.625	1.429.334.484	1.23
Bank Rakyat Indonesia (Persero) Tbk.	2016	26.285.251	1.004.801.673	2.62
	2017	29.045.049	1.127.447.489	2.58
	2018	32.418.486	1.296.898.292	2.50
	2019	34.413.825	1.416.758.840	2.43
	2020	18.660.393	1.511.804.628	1.23
Bank Negara Indonesia (Persero) Tbk.	2016	11.410.196	603.031.880	1.89
	2017	13.770.592	709.330.084	1.94
	2018	15.091.763	808.572.011	1.87
	2019	15.508.583	845.605.208	1.83
	2020	3.321.442	891.337.789	0.37
Bank Tabungan Negara (Persero) Tbk.	2016	2.618.905	214.168.479	1.22
	2017	3.027.466	261.365.267	1.16
	2018	2.807.923	306.436.194	0.92
	2019	209.263	311.776.828	0.07
	2020	1.602.358	361.208.406	0.44

Retrun On Equity

Nama Perusahaan	Tahun	Laba setelah pajak (Rp)	Ekuitas (Rp)	ROE (%)
Bank Mandiri (Persero) Tbk.	2016	14.650.163	153.369.723	9.55
	2017	20.010.716	170.006.132	11.77
	2018	24.078.838	184.960.305	13.02
	2019	28.455.592	209.634.525	13.57
	2020	17.645.625	193.796.083	9.11
Bank Rakyat Indonesia (Persero) Tbk.	2016	26.285.251	147.534.097	17.82
	2017	29.045.049	168.007.778	17.29
	2018	32.418.486	185.275.331	17.50
	2019	34.413.825	208.784.336	16.48
	2020	18.660.393	199.911.376	9.33
Bank Negara Indonesia (Persero) Tbk.	2016	11.410.196	89.254.000	12.78
	2017	13.770.592	100.903.304	13.65
	2018	15.091.763	110.373.789	13.67
	2019	15.508.583	125.003.948	12.41
	2020	3.321.442	112.872.199	2.94
Bank Tabungan Negara (Persero) Tbk.	2016	2.618.905	19.130.536	13.69
	2017	3.027.466	21.663.434	13.98
	2018	2.807.923	23.840.448	11.78
	2019	209.263	23.836.195	0.88
	2020	1.602.358	19.987.845	8.02

Net Profit Margin

Nama Perusahaan	Tahun	Laba setelah pajak (Rp)	Pendapatan (Rp)	NPM (%)
Bank Mandiri (Persero) Tbk.	2016	14.650.163	76.709.888	19.10
	2017	21.443.042	77.284.648	27.75
	2018	25,851,937	80,992,570	31.92
	2019	28.455.592	91.525.090	31.09
	2020	17.645.625	87.321.117	20.21
Bank Rakyat Indonesia (Persero) Tbk.	2016	26.285.251	94.051.994	27.95
	2017	29.045.049	102.912.375	28.22
	2018	32.418.486	111.582.804	29.05
	2019	34.413.825	121.756.276	28.26
	2020	18.660.393	116.932.512	15.96
Bank Negara Indonesia (Persero) Tbk.	2016	11.410.196	43.768.439	26.07
	2017	13.770.592	48.177.849	28.58
	2018	15.091.763	54.138.613	27.88
	2019	15.508.583	58.532.373	26.50
	2020	3.321.442	56.172.871	5.91
Bank Tabungan Negara (Persero) Tbk.	2016	2.618.905	17.138.819	15.28
	2017	3.027.466	20.091.600	15.07
	2018	2.807.923	22.851.758	12.29
	2019	209.263	25.719.874	0.81
	2020	1.602.358	25.105.780	6.38

Quick Ratio

Nama Perusahaan	Tahun	Cash Asset (Rp)	Total Deposit (Rp)	Quick Ratio (%)
Bank Mandiri (Persero) Tbk.	2016	157.560.107	78.914.269	199.66
	2017	158.775.769	47.915.122	331.37
	2018	124.677.686	26.846.007	464.42
	2019	123.792.750	89.247.340	138.71
	2020	177.364.584	106.320.778	166.82
Bank Rakyat Indonesia (Persero) Tbk.	2016	189.319.242	83.483.192	226.78
	2017	186.617.516	82.809.040	225.36
	2018	215.757.148	100.062.358	215.62
	2019	236.906.429	987.405.271	23.99
	2020	167.253.135	1.072.368.367	15.60
Bank Negara Indonesia (Persero) Tbk.	2016	78.284.151	350.467.815	22.34
	2017	91.977.278	418.678.769	21.97
	2018	98.922.278	461.609.125	21.43
	2019	81.184.598	485.276.079	16.73
	2020	126.907.599	533.926.851	23.77
Bank Tabungan Negara (Persero) Tbk.	2016	29.608.198	28.353.337	104.43
	2017	38.837.639	28.762.229	135.03
	2018	44.715.006	33.766.586	132.42
	2019	31.249.908	10.321.657	302.76
	2020	34.637.555	57.206.262	60.55

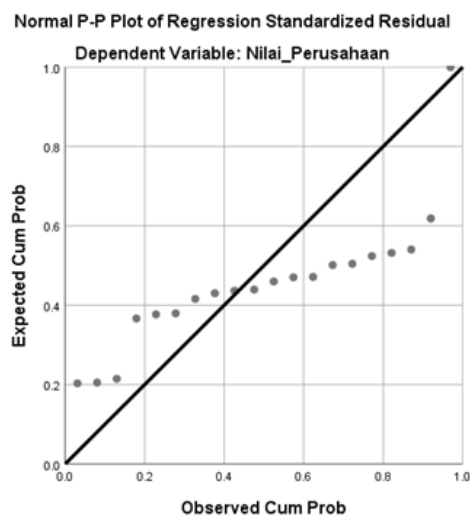
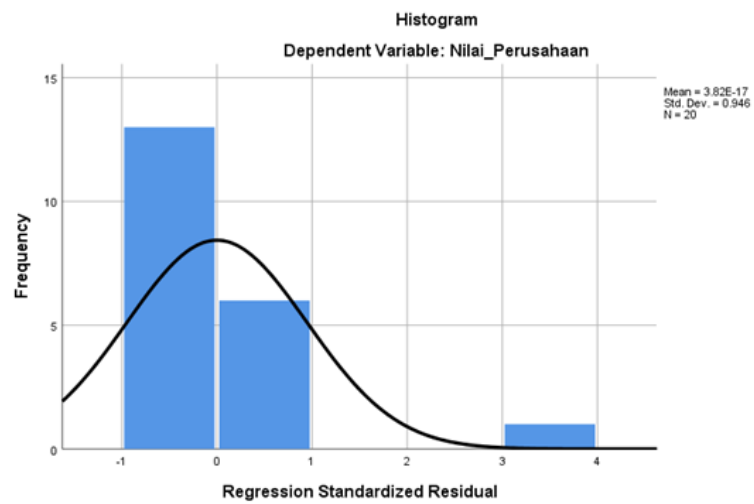
Price Book Value

Nama Perusahaan	Tahun	Harga per Lembar Saham (Rp)	Nilai Buku (Rp)	PBV
Bank Mandiri (Persero) Tbk.	2016	11.575	6.573	1.76
	2017	8.000	3.643	2.20
	2018	7.375	3.963	1.86
	2019	7.650	4.492	1.70
	2020	6.325	4.153	1.52
Bank Rakyat Indonesia (Persero) Tbk.	2016	11.675	5.981	1.95
	2017	3.640	1.362	2.67
	2018	3.660	1.502	2.44
	2019	4.400	1.693	2.60
	2020	4.170	1.621	2.57
Bank Negara Indonesia (Persero) Tbk.	2016	5.525	308	17.94
	2017	9.900	349	0.03
	2018	8.800	381	0.02
	2019	7.850	432	0.02
	2020	6.175	390	0.02
Bank Tabungan Negara (Persero) Tbk.	2016	1.740	1.806	0.96
	2017	3.570	2.046	1.74
	2018	2.540	2.251	1.13
	2019	2.120	2.251	0.94
	2020	1.725	1.887	0.91

Lampiran 2 : Output SPSS

Output Asumsi Klasik

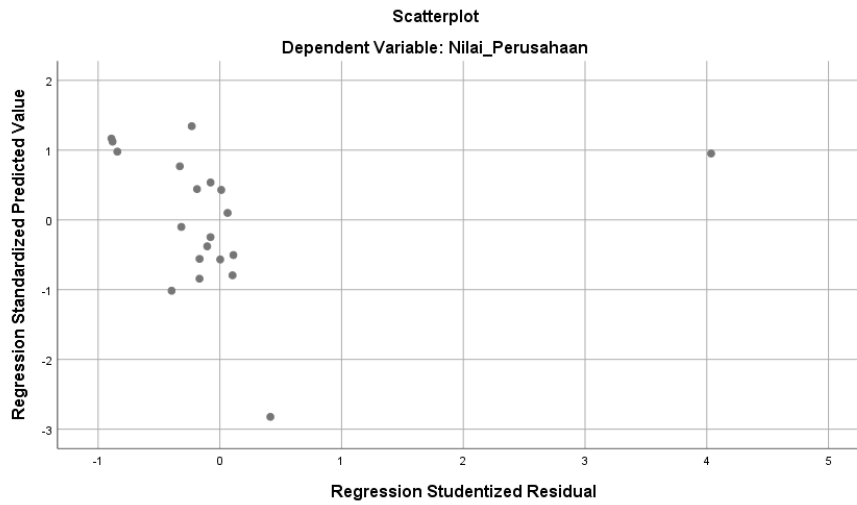
1. Output uji Normalitas



2. Output Uji Autokorelasi

Model Summary ^b			
Model	Change Statistics		
	df2	Sig. F Change	
1	17	.625	2.145

3. Output Uji Heterokedastisitas



4. Output Uji Multikolinearitas

Coefficients^a

Model		Correlations			
		Partial	Part	Tolerance	VIF
1	(Constant)				
	Profitabilitas	.201	.199	.988	1.012
	Likuiditas	-.142	-.140	.988	1.012

5. Output Uji Regresi Linear Berganda

Coefficients^a

Model		Unstandardized Coefficients		Standardized Coefficients	t	Sig.	Correlations
		B	Std. Error	Beta			Zero-order
1	(Constant)	.950	2.527		.376	.712	
	Profitabilitas	.055	.065	.200	.845	.410	.185
	Likuiditas	-.004	.007	-.140	-.592	.562	-.119

6. Output Uji Hipotesis (Uji t)

Coefficients^a

Model		Unstandardized Coefficients		Standardized Coefficients	t	Sig.	Correlations
		B	Std. Error	Beta			Zero-order
1	(Constant)	.950	2.527		.376	.712	
	Profitabilitas	.055	.065	.200	.845	.410	.185
	Likuiditas	-.004	.007	-.140	-.592	.562	-.119

7. Output Uji Signifikansi Simultan (Uji f)

ANOVA^a

Model		Sum of Squares	df	Mean Square	F	Sig.
1	Regression	14.756	2	7.378	.483	.625 ^b
	Residual	259.715	17	15.277		
	Total	274.471	19			

8. Output Uji Koefisien Determinan (adjusted R2)

Model Summary^b

Model	R	R Square	Adjusted R Square	Std. Error of the Estimate	Change Statistics		
					R Square Change	F Change	df1
1	.232 ^a	.054	-.058	3.90863	.054	.483	2



MAJELIS PENDIDIKAN TINGGI, PENELITIAN DAN PENGEMBANGAN
UNIVERSITAS MUHAMMADIYAH PALOPO
LEMBAGA PENELITIAN DAN PENGABDIAN KEPADA
MASYARAKAT (LPPM)

Lt. 2 Gedung MCC Universitas Muhammadiyah Palopo
Jl. Jend. Sudirman Km. 03 Binturu, Kota Palopo (91959) – Telp/Fax: (0471) 327429

Nomor : 410/III.3.AU/LPPM/F/2021 Palopo, 03 Agustus 2021
Lampiran : -
Perihal : Izin Penelitian

Kepada Yth,
Bursa Efek Indonesia (BEI)

Di
Tempat

Assalamu'alaikum Wr. Wb.

Dengan hormat, disampaikan bahwa mahasiswa tingkat akhir yang akan menyelesaikan studi Strata Satu (S.1) pada Universitas Muhammadiyah Palopo diwajibkan menyusun karya ilmiah (Skripsi) sebagai salah satu syarat penyelesaian studi. Oleh karena itu, mahasiswa yang bersangkutan akan melakukan penelitian untuk memperoleh data yang valid guna mendukung dan terlaksananya penyusunan Skripsi. Sehubungan dengan maksud tersebut, mohon kiranya diberikan izin meneliti, kepada:

Nama : Three Putri
Stambuk/NIRM : 201720095
Jenis Kelamin : Perempuan
Jurusan/Program Studi : Manajemen
Fakultas : FEB
Alamat : Jl. Mungkajang, Kota Palopo
No. Hp. : 085247244500

Mohon kiranya Bapak/Ibu berkenan memberikan izin penelitian untuk penulisan Skripsi dengan judul **“Pengaruh Profitabilitas dan Likuiditas terhadap Nilai Perusahaan pada PT. Bank BUMN yang Terdaftar di Bursa Efek Indonesia”**.

Demikian permohonan dari kami, atas kerjasama yang baik diucapkan terima kasih.

Wassalamu'Alaikum Wr. Wb.

Kepala,

Goso, S.E., M.M
NIDN: 0912067603

Tembusan:

- Dekan Bersangkutan
- Peringgal

THREE PUTRI

SKRIPSI THREE PUTRI.docx

Sources Overview

38%

OVERALL SIMILARITY

1	theses.uin-malang.ac.id INTERNET	15%
2	repositori.usu.ac.id INTERNET	5%
3	www.campuranpedia.com INTERNET	4%
4	repository.iainpare.ac.id INTERNET	3%
5	eprints.ums.ac.id INTERNET	2%
6	id.scribd.com INTERNET	2%
7	www.jrpma.sps-perbanas.ac.id INTERNET	<1%
8	e-repository.perpus.iainsalatiga.ac.id INTERNET	<1%
9	www.unsrat.ac.id INTERNET	<1%
10	jurnal.buddhidharma.ac.id INTERNET	<1%
11	eprints.umg.ac.id INTERNET	<1%
12	repository.uhamka.ac.id INTERNET	<1%
13	docplayer.info INTERNET	<1%
14	repository.widyatama.ac.id INTERNET	<1%
15	administrasibisnis.studentjournal.ub.ac.id INTERNET	<1%
16	ejournal.unsrat.ac.id INTERNET	<1%

17	repository.usu.ac.id INTERNET	<1%
18	repository.uinsu.ac.id INTERNET	<1%
19	eprints.umpo.ac.id INTERNET	<1%
20	jurnal.umb.ac.id INTERNET	<1%
21	adoc.tips INTERNET	<1%
22	repository.uinjkt.ac.id INTERNET	<1%
23	media.neliti.com INTERNET	<1%
24	docobook.com INTERNET	<1%
25	ejournal.stiepena.ac.id INTERNET	<1%

Excluded search repositories:

- Submitted Works
- Publications
- Crossref
- Crossref Posted Content

Excluded from Similarity Report:

- Small Matches (less than 30 words).

Excluded sources:

- None